



MOUNTAIN LION CRITTER MASK PATTERN



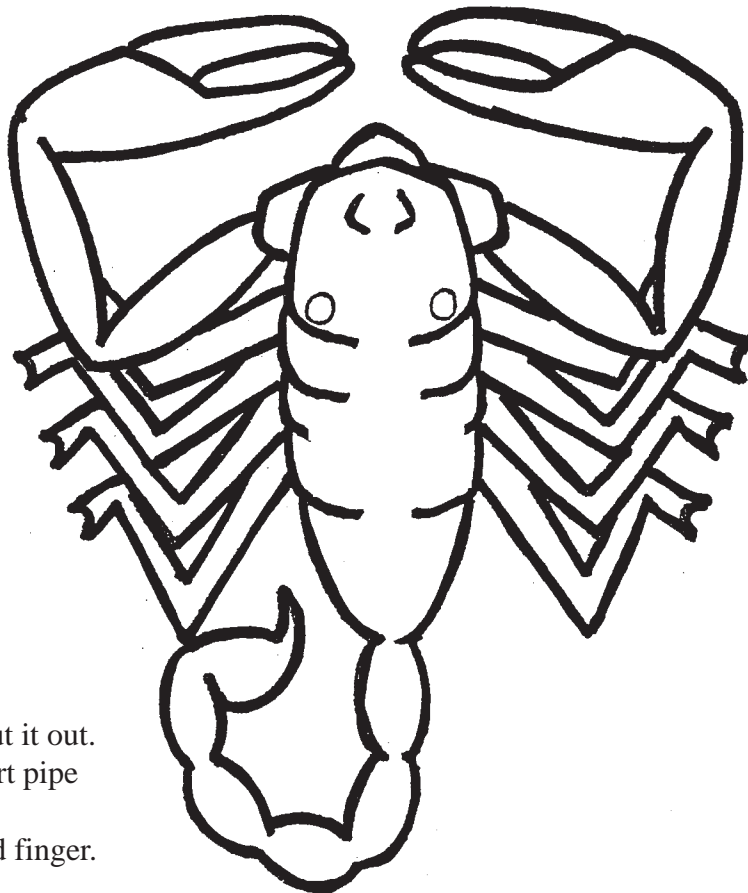
Directions

1. Photo copy mask on card stock. (If using copy paper, glue to oak tag.)
2. Color mask and cut it out.
3. Carefully cut out the holes for the eyes.
4. Cut out strips of paper for whiskers. Glue these on the mask.
5. Glue ears in place.
6. Staple a string or cloth strip to the sides to fit head.

SCREECH OWL FINGER PUPPET PATTERN



SCORPION FINGER PUPPET PATTERN



Directions

1. Color each puppet and cut it out.
2. Punch out holes and insert pipe cleaners.
3. Wrap pipe cleaner around finger.